



Self-tracking behaviour in physical activity: a systematic review of drivers and outcomes of fitness tracking

Daoyan Jin , Hallgeir Halvari , Natalia Maehle & Anja H. Olafsen

To cite this article: Daoyan Jin , Hallgeir Halvari , Natalia Maehle & Anja H. Olafsen (2020): Self-tracking behaviour in physical activity: a systematic review of drivers and outcomes of fitness tracking, Behaviour & Information Technology, DOI: [10.1080/0144929X.2020.1801840](https://doi.org/10.1080/0144929X.2020.1801840)

To link to this article: <https://doi.org/10.1080/0144929X.2020.1801840>



© 2020 The Author(s). Published by Informa UK Limited, trading as Taylor & Francis Group



Published online: 05 Aug 2020.



[Submit your article to this journal](#)



Article views: 648



[View related articles](#)



[View Crossmark data](#)

Self-tracking behaviour in physical activity: a systematic review of drivers and outcomes of fitness tracking

Daoyan Jin^a, Hallgeir Halvari^a, Natalia Maehle^b and Anja H. Olafsen^a

^aDepartment of Business, Marketing and Law, University of South-Eastern Norway, Kongsberg, Norway; ^bMohn Centre for Innovation and Regional Development, Western Norway University of Applied Sciences, Bergen, Norway

ABSTRACT

Advances in technologies (e.g. smartphones, wearables) have resulted in the concept of 'self-tracking', and the use of self-tracking technologies in physical activity (i.e. fitness tracking) is on the rise. For example, many people track and monitor their fitness-related metrics (e.g. steps walked, distance ran, and calories burned) to change their behaviours or keep themselves active. Despite the widespread application of self-tracking in fitness, relatively little is known about its drivers and outcomes. To address this gap, the current paper provides an overview of the literature (empirical papers) on self-tracking with a focus on the drivers and outcomes of fitness tracking behaviour and offers four important contributions. First, it identifies 19 drivers of fitness tracking technology usage. Second, it discusses four main outcomes of fitness tracking behaviour. Third, by drawing on the existing studies conducted across various fitness tracking technologies (e.g. fitness trackers, apps) and user groups (e.g. patients, seniors, and females), it provides valuable insights that can be generalisable to other settings (e.g. other types of users and fitness tracking products). Finally, the current paper provides important practical implications and addresses avenues for future research.

ARTICLE HISTORY

Received 22 December 2019
Accepted 21 July 2020

KEYWORDS

Drivers; empirical studies; literature review; outcomes; physical activity; self-tracking



1. Introduction

In recent years, the possibility of keeping records of everyday life has become remarkably easy (Jarrahi, Gafinowitz, and Shin 2018). Advances in technologies (e.g. smartphones, wearables) have made it possible for people to monitor and track almost every sphere of their lives (Ajana 2018). From daily activities such as walking, eating, and sleeping to mood and health, people now have access to more information about themselves than ever before (Etkin 2016). This phenomenon is referred to as self-tracking (or self-quantification) – using modern technologies to automatically track and collect personal information in numbers (Ajana 2018), and self-tracking is now a common practice in the life of many people (Epstein et al. 2016).

The increasing tendency for individuals to collect personal data was spotted in 2007, and since then the trend of self-tracking has grown steadily across the globe (Sjökint, Constantiou, and Trier 2013). As self-tracking allows individuals to collect data about themselves automatically (or with less effort), it has been utilised in many different practices, such as fitness, healthcare, and

medical care. Particularly, there has been a growing interest in the use of self-tracking technologies in physical activity (e.g. sports), namely fitness tracking, with an increasing amount of research devoted to the topic (e.g. Attig and Franke 2019; Canhoto and Arp 2017; Stiglbauer, Weber, and Batinic 2019). For example, a number of studies have explored the motivational and behavioural impacts of fitness tracking (e.g. Butryn et al. 2016; Pettinico and Milne 2017), while others have looked at the drivers (e.g. individual differences, product quality) of fitness tracking technology usage (e.g. Jarrahi, Gafinowitz, and Shin 2018; Schall Jr, Seseck, and Cavuoto 2018). Such research demonstrates various drivers and outcomes of fitness tracking.

Recent work such as that by Kalantari (2017) has provided a review of the literature on wearable technology adoption. Although such an investigation suggests several important factors (e.g. technology characteristics, individual characteristics) that can influence wearable technology usage, the drivers of self-tracking technology (in this case, fitness tracking technology) usage may not necessarily be the same, as there are several differences between wearable technologies and fitness tracking

CONTACT Daoyan Jin  daoyan.jin88@gmail.com  Department of Business, Marketing and Law, University of South-Eastern Norway, Postbox 235, 3603 Kongsberg, Norway

© 2020 The Author(s). Published by Informa UK Limited, trading as Taylor & Francis Group

This is an Open Access article distributed under the terms of the Creative Commons Attribution-NonCommercial-NoDerivatives License (<http://creativecommons.org/licenses/by-nc-nd/4.0/>), which permits non-commercial re-use, distribution, and reproduction in any medium, provided the original work is properly cited, and is not altered, transformed, or built upon in any way.

technologies. First, wearable technologies are electronic devices that can be comfortably worn or attached to the body of individuals (e.g. smartwatch, smart glasses) (Dehghani 2018), whereas fitness tracking technologies are devices (or apps) that can track individuals' physical functions (e.g. steps, heart rate), such as Fitbit or Runkeeper (Chuah et al. 2016). Therefore, fitness tracking devices can be considered as one type of wearables, but not all wearables have the fitness tracking functionality. For example, devices such as head-mounted displays and smart glasses are wearables, but they often do not have fitness tracking features.

Second, some wearables do more than just fitness tracking. For example, a smartwatch may allow basic fitness tracking (e.g. step count), but fitness tracking is only one of the many features it has (e.g. calling, texting, gaming, and web browsing). Smartwatches thus are multi-functional devices going beyond fitness tracking (Chuah et al. 2016; Dehghani and Dangelico 2018). This means that people can use wearables for different purposes than fitness tracking itself. Therefore, although wearables are an important concept in the investigation of fitness tracking behaviour, care should be taken in generalising the findings on wearable technology to the domain of fitness tracking technology. Notably, the authors use the term 'fitness tracker' or 'fitness tracking device' in this paper instead of the commonly used term 'activity tracker', as not all activities can be considered as physical activity (e.g. eating, reading, or sleeping).

Other works such as that by Cheatham et al. (2018) and that by Almalki, Gray, and Martin-Sanchez (2016) have reviewed the literature regarding the effect of self-tracking technologies in medical sector (e.g. effect on patients' health condition). However, limited attention has been paid to the effect of self-tracking, particularly fitness tracking, on other user outcomes (e.g. motivation, experience), especially among general population (e.g. regular users).

To the best of the authors' knowledge, there has been no systematic review of the literature on fitness tracking behaviour. A synthesised summary of the earlier research thus can provide value for both academics and practitioners, as it would help identify the likely drivers and outcomes of fitness tracking behaviour. The aim of the current paper is therefore to provide a comprehensive review of a diverse range of contemporary literature that informs our understanding of the drivers and outcomes of fitness tracking behaviour.

By systemising the findings and conclusions of existing studies on fitness tracking, the current paper makes four important contributions. First, the current paper adds to the literature on self-tracking behaviour by

exploring and summarising the drivers of self-tracking behaviour in physical activity – fitness tracking. Second, along with the drivers, the current paper investigates the potential outcomes of fitness tracking behaviour, and the inclusion of both drivers and outcomes enables the development of an integrative framework of fitness tracking behaviour and suggests directions for future research. Third, by drawing on the existing studies on fitness tracking, which have been conducted across various fitness tracking technologies (e.g. armband, pedometer, and app) and user groups (e.g. patients, seniors, and students), the current paper provides valuable insights that can be generalisable to other settings (e.g. other types of users and fitness tracking products). Lastly, the current paper deepens the knowledge designers require to improve fitness tracking products and facilitate the use of these technologies (e.g. fitness trackers) among different individuals. The findings of the current paper also provide important insights for service providers (e.g. gyms, health centres) who are seeking to improve their users' task motivation, health, or activity level in fitness.

The current paper is organised as follows. First, the authors discuss the research method used for the current review. Second, they present an overview of the drivers of fitness tracking technology usage. Third, the outcomes of fitness tracking behaviour are discussed, along with the roles of relevant moderating and mediating variables. Lastly, a summary and suggestions for future research are provided.

2. Literature review method

2.1. Search strategy

A systematic review of the literature was conducted using the following method. First, the authors identified two review questions: (1) what factors drive the use of fitness tracking technologies? and (2) how fitness tracking technologies affect users (e.g. physical and psychological outcomes)? Then, given these research questions, the authors used the following search strings in titles, keywords, and abstracts to search for relevant literature: 'self track*' OR 'self quantif*' OR 'activity track*' OR 'fitness track*'. Other relevant search strings were also used to optimise the search results, e.g. 'physical act*' OR 'fit*' OR 'act*'; 'tech*' OR 'device*' OR 'wearable*' OR 'pedometer'; 'experiment*' OR 'survey*' OR 'interview*' OR 'field study*' OR 'field test*' OR 'trial*' OR 'focus group' OR 'empirc*'. A filter was then used to limit the results to only English-language peer-reviewed journal articles and conference proceedings to safeguard the quality and effectiveness of the

review. Conference proceedings were included, as there have not been published many empirical papers answering the research questions of the current review. In addition, as the trend of self-tracking emerged in 2007 (Sjöklint, Constantiou, and Trier 2013), the authors initiated the search from (including) the year 2006. The search was conducted across five databases: Web of Science, EBSCO, Science Direct, Springer Link, and Google Scholar. The authors further searched the reference lists of the papers identified in the initial search. The results of the literature search are outlined in Appendix.

2.2. Inclusion and exclusion criteria

To select appropriate papers for inclusion in the current review, the authors read titles, abstracts, and findings of the searched papers and applied a number of inclusion criteria. First, selected papers had to include empirical evidence related to the drivers or outcomes of self-tracking behaviour. Second, selected papers had to investigate the drivers or outcomes of self-tracking behaviour specifically in the context of physical activity (i.e. fitness tracking). Lastly, selected papers had to have a clear focus on the fitness tracking feature of the focal technology or device (e.g. wearables or personal informatics), rather than other features such as gamification – a process of implementing game elements (e.g. points, badges, and leaderboards) (Huotari and Hamari 2017) – or a combination of different features as a whole. The reason is that with a multifaceted technology, it is difficult to determine whether fitness tracking is the specific component contributing to the use of fitness tracking technologies and the outcomes of fitness tracking.

In this round, exclusion criteria were as follows. First, the authors eliminated the papers focusing purely on describing the technical design or usage situation of fitness tracking technologies (e.g. which function users like). Second, the authors excluded the papers examining the reliability and validity of fitness tracking technologies. Third, they also eliminated the papers that provided limited evidence when investigating the outcomes of fitness tracking (e.g. lack of neutral control condition, lack of baseline measure, or confounded intervention). Lastly, the authors excluded the studies that implemented non-automatic tracking (e.g. manual logging of fitness data), as automatic tracking is one of the most important features of modern fitness tracking technologies.

2.3. Selection summary

The initial search produced 143 articles using five databases. Removing the duplicates left 118 papers for the analysis. After screening based on the literature selection

criteria, a further 50 papers were excluded from the final synthesis (see Figure 1). By the end of the selection process, the authors identified 71 empirical papers as relevant for the current review. This number reflects the emergent nature of the topic. Of these, 53 were from peer-reviewed journals and 18 were from conference proceedings. 35 of the papers investigated the drivers of fitness tracking technology usage, while 53 papers examined the outcomes of fitness tracking. The time-frame of the selected papers ranged across a 13-year period from 2006 to 2019 (with a peak between 2014 and 2017), covering a variety of fitness tracking technologies (e.g. Fitbit, Nike +, pedometer, and apps) and user groups (e.g. patients, seniors, adults, and students). The majority of the papers investigated American participants, and the age range of these participants was 16–80 years. Notably, the process of mapping, consolidating and evaluating the literature in the selected field was repeated twice over the period of 6 months (i.e. April 2019 and October in 2019) to improve the overall review quality.

2.4. Content analysis

After selecting the papers, the authors conducted a descriptive evaluation of the body of literature followed by a content analysis. First, the authors extracted critical information from each paper, such as author, journal, key constructs, methodological features, and findings. Then, the identified information was organised and stored in an excel file for further in-depth analysis. For example, each record in this file provides a detailed summary of each paper regarding its scope, main idea, empirical approach, and key findings etc. In addition, main constructs investigated in these papers are listed one by one for each paper with corresponding significance of their effects. Notably, constructs included in this list were based on the explicit empirical findings from the previous research rather than the authors' own subjective interpretations or assumptions to safeguard the reliability and validity of the current review.

This approach allowed the authors to have a clear understanding of the existing research (e.g. what has been done and what has been found) and served as a basis for developing a framework through which the authors summarised the main constructs identified in the extant literature (see Figure 2). To provide a simple-to-read framework, the authors classified the constructs into two main categories – drivers and outcomes of fitness tracking behaviour. Then, the drivers were divided into four groups by using the classification scheme implemented by Kalantari (2017), while the outcomes were divided into four groups based on the main

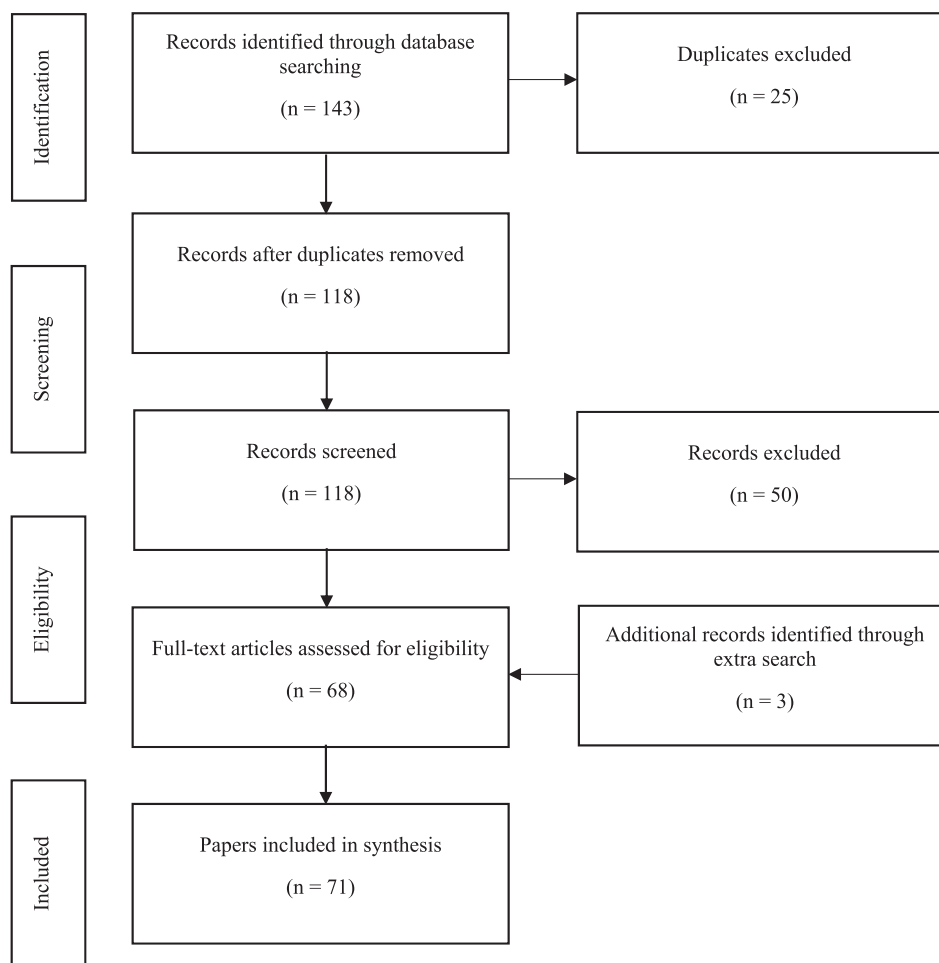


Figure 1. Summary of the systematic review research process.

areas of fitness tracking use identified in the literature. The provided framework represents a condensed overview of previous research (e.g. synthesising and refining scattered knowledge), which illustrates various factors that can influence users' decision to use fitness tracking technologies and the outcomes of using these technologies. Such a conceptual framework provides a state of the art background for future studies (e.g. by identifying research gaps or inspiring new ideas) and can facilitate subsequent research to confirm, reject, and complement the previous findings.

3. Drivers of fitness tracking

In this section, the authors provide an overview of the 19 drivers of fitness tracking technology usage identified in the literature. The authors classify these drivers into four different categories: user characteristics, device characteristics, perceived benefits/risks, and external drivers. The implemented classification scheme and terminologies are inspired by the comprehensive review of wearable technology adoption from Kalantari (2017). Table 1 summarises the 35 empirical papers that investigated the drivers of fitness tracking.

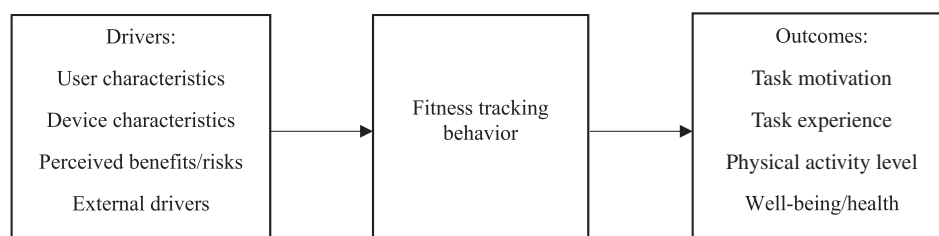


Figure 2. Conceptual framework of the current review.

Table 1. Overview of the drivers of fitness tracking identified in the literature.

Variable/construct studied		Frequency	%
User characteristics	Age	2	5.71
	Personality trait	2	5.71
	Technology affinity/self-efficacy	4	11.43
	Desire for information	2	5.71
	Personal involvement	10	28.57
Device characteristics	Current individual status	13	37.14
	Device quality	12	34.29
	Data quality	8	22.86
	Device attractiveness	9	25.71
	Device novelty	4	11.43
Perceived benefits/risks	Device functionality	6	17.14
	Perceived ease of use	15	42.86
	Perceived usefulness	15	42.86
	Perceived enjoyment	4	11.43
	Perceived device value	7	20.00
External drivers	Perceived risk	8	22.86
	Social influence	14	40.00
	Financial incentive	2	5.71
Unique No. of papers	Special situation	6	17.14
		35	100.00

3.1. User characteristics

3.1.1. Age

Not all individuals exhibit the same tendency for the use of innovative technologies (Kalantari 2017). Prior research has identified age as an influential factor for the use of fitness tracking technologies. For example, Rupp et al. (2018) have found that age influences the desire to use fitness trackers. Their results indicate that older people are less likely to use fitness tracking technologies, as they have low perceived usability (e.g. easy to use, comfort) of such technologies. Wiesner et al. (2018) also have found that younger and middle-aged runners (e.g. 16–49 years) are more likely to use fitness tracking devices than runners in older age groups (e.g. 50 years or above) in Germany.

3.1.2. Personality traits

Personality traits are another group of variables that can influence the use of fitness tracking technologies. According to Rupp et al. (2018), certain personality traits (i.e. agreeableness, conscientiousness, and extraversion) can affect individuals' desire to use fitness trackers by influencing their perceived device usability and motivational affordances such as autonomy (e.g. need to be in control), competence (e.g. need for challenge), and relatedness (e.g. need to feel connected to others) need satisfaction. For example, extraverted individuals have high intention to use fitness trackers, as they perceive these devices as highly usable and motivating, and conscientious or agreeable individuals also have high intention to use fitness trackers, as they find these devices providing high motivational affordances. On the other hand,

Attig and Franke (2019) did not find a significant direct effect of the Big Five personality traits (e.g. extraversion, conscientiousness, agreeableness, and neuroticism) on individuals' motivation to use fitness trackers. These findings indicate an indirect effect of personality traits on fitness tracking technology usage.

3.1.3. Technology affinity/self-efficacy

Previous research has identified individuals' affinity and self-efficacy in technology as important drivers of fitness tracking technology usage (e.g. Attig and Franke 2019; Gao, Li, and Luo 2015; Rupp et al. 2018). For example, affinity for technology – the tendency of an individual to actively explore (new) technologies – is positively related to an individual's motivation to use a fitness tracker (Attig and Franke 2019). Studies on technology self-efficacy also have confirmed the positive relationship between technology self-efficacy – an individual's judgement of his or her capability to use a technology to attain desired performance, rather than the actual skills that one has (Kalantari 2017) – and fitness tracker usage (Gao, Li, and Luo 2015; Rupp et al. 2018).

3.1.4. Desire for information

Hope of success and need for cognitive closure address individuals' desire for information (e.g. feedback). For example, individuals with high hope of success would appreciate information about their task performance, as they believe that they can succeed in the task (Schüler 2007). Individuals with high need for cognitive closure would want to receive information (e.g. clear-cut answers) due to their desire to avoid ambiguous situations (Webster and Kruglanski 1994). Both hope of success and need for cognitive closure are found to be positively associated with individuals' motivation to use fitness trackers (Attig and Franke 2019). Pingo and Narayan (2019) also have found that desire for seeking health information is the driver for individuals' use of fitness tracking devices.

3.1.5. Personal involvement

Another user characteristic considered as an important driver of the use of fitness tracking technologies is personal involvement. Personal involvement refers to the inherent interest an individual has in a product, which depends on how much one perceives the product to be personally relevant (Kalantari 2017). Several researchers have found that lack of interest in fitness trackers is the reason why people are not purchasing them (e.g. Choe et al. 2014; Mercer et al. 2016). In addition, low personal involvement (e.g. low attachment to a fitness tracker) would even make users abandon a fitness tracker (Clawson et al. 2015; Jarrahi, Gafinowitz, and Shin 2018). On

the other hand, people are more likely to use fitness trackers (e.g. Fitbit) when they have a general interest in the technology or are curious about the technology and personal data (Canhoto and Arp 2017; Harrison et al. 2015; Jarrahi, Gafinowitz, and Shin 2018; Lazar et al. 2015; Shin, Cheon, and Jarrahi 2015; Whooley, Ploderer, and Gray 2014).

3.1.6. Current individual status (goal, motivation, and activity level)

Prior research has found that people are more likely to use or purchase a fitness tracker (e.g. Fitbit, Jawbone Up, and Nike +) when they have specific goals in mind, such as health goals, exercise goals, or self-improvement goals (e.g. Canhoto and Arp 2017; R. C.-S. Chang et al. 2016; Choe et al. 2014; Karapanos et al. 2016; Whooley, Ploderer, and Gray 2014). For example, people are more likely to use a fitness tracker when they have a goal or relatively strong motivation to become more active (Harrison et al. 2015; Jarrahi, Gafinowitz, and Shin 2018). Individual motivation thus is an important driver of fitness tracker usage, and people would not use such a device when they have no need for it (J. Kim 2014; Seiler and Hüttermann 2015) or are already strongly motivated to maintain their physical activities (Jarrahi, Gafinowitz, and Shin 2018). However, failing to meet goals may at the same time produce feelings of discouragement and guilt in some individuals, which can cause them to stop using fitness trackers (Razon et al. 2019). Another factor that is related to individual status is one's current activity level. According to Rupp et al. (2018), individuals who are more physically active have higher desire to use a fitness tracker, as they are more likely to find such a device motivating. On the contrary, people are more likely to abandon the device when they become physically inactive for a long time (e.g. being busy; Coskun 2019). (Table 2).

3.2. Device characteristics

3.2.1. Device quality

Like most products, product quality plays an important role in driving the use of fitness tracking technologies. Previous research has confirmed the importance of device quality (e.g. battery durability, sensor durability, or comfort) in facilitating the use of fitness trackers (e.g. Coorevits and Coenen 2016; Gao, Li, and Luo 2015; Harrison et al. 2015; Kalantari 2017; J. Kim 2014; Schall Jr, Sesek, and Cavuoto 2018). For example, people do not use a fitness tracker that has insufficient quality (Seiler and Hüttermann 2015), and they will abandon the device when it has technical problems (e.g. error), high frequency of maintenance, or is uncomfortable to

wear (Clawson et al. 2015; Lazar et al. 2015; Shih et al. 2015).

3.2.2. Data quality

Another important aspect of fitness tracking technologies, which can influence their usage, is the quality of collected personal data (e.g. accuracy, reliability). Prior research has shown that users abandon fitness trackers because of the poor data accuracy and reliability (e.g. Coorevits and Coenen 2016; Epstein et al. 2016; Harrison et al. 2015; Shih et al. 2015). The quality of data offered by fitness trackers (e.g. Fitbit) matters, because users want to ensure that the collected data effectively and precisely represent their personal and health-related concerns (Jarrahi, Gafinowitz, and Shin 2018). Preusse et al. (2017) also have found that inaccurate data decreases perceived usefulness of fitness trackers and thus is one of the main barriers to the use of fitness trackers.

3.2.3. Device attractiveness

Many researchers have found device attractiveness to be an important driver of fitness tracking technology usage. Device attractiveness refers to the aesthetic design of a product, such as shapes, colours, materials, and user interfaces (Yang et al. 2016). Prior research has found that people are influenced by the design, style, and appearance (e.g. look and feel) of fitness trackers when making decisions to use these devices (e.g. Canhoto and Arp 2017; R. C.-S. Chang et al. 2016; Coorevits and Coenen 2016; Karapanos et al. 2016; J. Kim 2014). People thus would not use a fitness tracker when the device does not look good aesthetically (Harrison et al. 2015; Shih et al. 2015).

3.2.4. Device novelty

Device novelty, defined as the newness of a technology or design (Tatikonda and Rosenthal 2000), has also been found to be a compelling motivator for people to use fitness trackers (J. Kim 2014; Lazar et al. 2015). For example, users tend to abandon fitness trackers when the novelty of such devices wears off (Jarrahi, Gafinowitz, and Shin 2018) or when they feel that the device does not provide new information anymore (Epstein et al. 2016).

3.2.5. Device functionality

Other device related factors that have been identified as important for the use of fitness trackers are persuasiveness (e.g. effective nudging), customisability (e.g. personalisation), tracking ability (e.g. number of functionalities), and distraction from the focal activity (Coorevits and Coenen 2016; J. Kim 2014; Randriambelonoro, Chen, and Pu 2017; Shih et al. 2015). For example, Coskun (2019) has found that people expect fitness trackers to monitor personally favoured activities. (Table 3).

Table 2. Overview of the papers studying user characteristics.

Study	User characteristics					
	Age	Personality trait	Technology affinity/self-efficacy	Desire for information	Personal involvement	Current individual status
Abouzahra and Ghasemaghaei (2020)			✓			✓
Attig and Franke (2019)		(✓)	✓	✓		
Coskun (2019)				✓		✓
Pingo and Narayan (2019)				✓		
Jarrahi, Gafinowitz, and Shin (2018)					✓	✓
Rupp et al. (2018)	✓	✓	✓			✓
Wiesner et al. (2018)	✓				✓	✓
Canhoto and Arp (2017)					✓	✓
R. C.-S. Chang et al. (2016)						✓
Karapanos et al. (2016)						✓
Mercer et al. (2016)					✓	
Clawson et al. (2015)					✓	
Gao, Li, and Luo (2015)			✓			
Harrison et al. (2015)					✓	✓
Lazar et al. (2015)					✓	
Seiler and Hüttermann (2015)					✓	✓
Shin, Cheon, and Jarrahi (2015)					✓	
Choe et al. (2014)					✓	✓
J. Kim (2014)					✓	✓
Whooley, Ploderer, and Gray (2014)					✓	✓

Note: ✓: studied and found a significant effect; (✓): studied but did not find a significant effect.

3.3. Perceived benefits/risks

3.3.1. Perceived ease of use

The effect of perceived ease of use (PEOU) on behavioural intention to use fitness tracking technologies has been widely studied and confirmed in the literature. PEOU is defined as the degree to which an individual believes that using a particular product would be free of effort (Kalantari 2017). Prior research has found that PEOU (e.g. automatic tracking) has a positive impact on the use of fitness trackers (e.g. Coorevits and Coenen 2016; Gao, Li, and Luo 2015; J. Kim 2014; McMahan et al. 2016; Mercer et al. 2016; Preusse et al. 2014; Preusse et al. 2017). For example, an easy access to personal data is an important driving force of fitness tracker usage (Canhoto and Arp 2017; Jarrahi, Gafinowitz, and Shin 2018). On the contrary, users would abandon fitness trackers (e.g. Fitbit One) when they cannot comfortably interact with the device (e.g. complex device, lack of expertise to interpret the data) (Clawson et al. 2015; Lazar et al. 2015; Randriambelonoro, Chen, and Pu 2017; Seiler and Hüttermann 2015). Notably, users will find fitness trackers easy to use if they have an opportunity to try them or observe them being used in their surroundings (Naglis and Bhatiasevi 2019).

3.3.2. Perceived usefulness

Similar to PEOU, perceived usefulness (PU) also exerts a significant effect on behavioural intention to use fitness tracking technologies. PU is defined as the degree to which an individual believes that using a particular

product would enhance his or her performance (Kalantari 2017). Prior research has confirmed the positive effect of PU (e.g. viewing progress over time) on the use of fitness trackers (e.g. J. Kim 2014; McMahan et al. 2016; Mercer et al. 2016; Preusse et al. 2014, 2017). For example, Rupp et al. (2018) have found that device usability is positively associated with the intention to use a fitness tracker. On the other hand, people show low interest in using fitness trackers when the utility of the device is perceived as insufficient (e.g. feel no need for the information, low expectancy on the device's performance) or when the device does not deliver what is expected (Clawson et al. 2015; Gao, Li, and Luo 2015; Lazar et al. 2015; Seiler and Hüttermann 2015). Abouzahra and Ghasemaghaei (2020) also have found that senior people would stop using the device unless it confirms their expectations (e.g. provide useful data, increase activity level).

3.3.3. Perceived enjoyment

Perceived enjoyment is defined as the extent to which the activity of using a specific technology is perceived to be enjoyable in its own right, aside from any performance consequences of using such a technology (Kalantari 2017). Prior research has identified perceived enjoyment (or playfulness) as a powerful predictor of the use of fitness tracking technologies (e.g. Randriambelonoro, Chen, and Pu 2017; Rheingans, Cikit, and Ernst 2016). The pleasure or enjoyment derived from using a fitness tracker affects individuals' intention to use the device,

Table 3. Overview of the papers studying device characteristics.

Study	Device characteristics				
	Device quality	Data quality	Device attractiveness	Device novelty	Device functionality
Abouzahra and Ghasemaghahi (2020)					✓
Coskun (2019)	✓	✓	✓	✓	✓
Jarrahi, Gafinowitz, and Shin (2018)		✓		✓	
Schall Jr, Seseek, and Cavuoto (2018)	✓				
Canhoto and Arp (2017)			✓		
Maher et al. (2017)	✓	✓		✓	
Preusse et al. (2017)		✓			
Puri et al. (2017)	✓		✓		
Randriambelonoro, Chen, and Pu (2017)					✓
R. C.-S. Chang et al. (2016)			✓		
Coorevits and Coenen (2016)	✓	✓	✓		✓
Epstein et al. (2016)		✓			
Karapanos et al. (2016)			✓		
Clawson et al. (2015)	✓				
Gao, Li, and Luo (2015)	✓				
Harrison et al. (2015)	✓	✓	✓		
Lazar et al. (2015)	✓			✓	
Seiler and Hüttermann (2015)	✓				
Shih et al. (2015)	✓	✓	✓		✓
J. Kim (2014)	✓		✓		✓

Note: ✓: studied and found a significant effect; (✓): studied but did not find a significant effect.

suggesting that people pay attention to the pleasure-bringing aspects of fitness tracking technologies when deciding whether or not to use them (Gao, Li, and Luo 2015; Gimpel, Nißen, and Görlitz 2013).

3.3.4. Perceived device value

Perceived value refers to an individual's overall assessment of the utility of a product based on the perception of what is received (e.g. benefits) and what is given (e.g. costs) (Kalantari 2017). In the literature, perceived value (e.g. benefits minus costs) has been proven to drive the favourable intention to use fitness trackers (e.g. Canhoto and Arp 2017; Clawson et al. 2015; Schall Jr, Seseek, and Cavuoto 2018). For example, Gualtieri, Rosenbluth, and Phillips (2016) have found that perceived value of a fitness tracker is positively related to its acceptability or usage. Other studies have incorporated the cost construct (e.g. user effort) in their investigation and have shown a negative effect of costs on individuals' decision to use fitness trackers (Epstein et al. 2016; Gualtieri, Rosenbluth, and Phillips 2016; Mercer et al. 2016).

3.3.5. Perceived risk

Perceived risk is defined as an individual's uncertainty about the potential positive and negative consequences of his or her purchase decision (Kalantari 2017). The literature on fitness tracking technology usage extensively discusses privacy concerns, and privacy risk has been identified as an important barrier to the use of fitness tracking technologies. Privacy risk in fitness tracking emphasises the extent to which a person believes that using a fitness tracker has negative consequences for his or her privacy (e.g. loss of control over personal

information) (Rheingans, Cikit, and Ernst 2016). Previous research has found that privacy is one of the most frequently mentioned concerns regarding the use of fitness trackers (e.g. R. C.-S. Chang et al. 2016; Randriambelonoro, Chen, and Pu 2017; Schall Jr, Seseek, and Cavuoto 2018). Epstein et al. (2016) and Gao, Li, and Luo (2015) also have suggested that perceived privacy risk negatively affects individuals' intention to use fitness trackers. However, Rheingans, Cikit, and Ernst (2016) did not find a significant impact of perceived privacy risk on the intention to use fitness trackers among young population (average age of 26). Thus, there is a need for further research to investigate the potential moderating role of age on the relationship between perceived privacy risk and fitness tracking technology usage. (Table 4).

3.4. External drivers

3.4.1. Social influences

Prior research has found that social influences (e.g. social expectation, social support, social connection, word-of-mouth, or social media) can affect fitness tracker usage (e.g. Canhoto and Arp 2017; R. C.-S. Chang et al. 2016; Gao, Li, and Luo 2015; Seiler and Hüttermann 2015; Yang et al. 2016). A number of researchers have also confirmed that social comparison (e.g. competition) is an important factor that affects the use of fitness trackers (e.g. Coorevits and Coenen 2016; Gimpel, Nißen, and Görlitz 2013; Harrison et al. 2015; J. Kim 2014). For example, users would abandon fitness trackers when the device does not support their desire to compete with their friends (Clawson et al. 2015; Shih et al.

2015). These findings indicate that users wish to see better support for sharing and comparing their fitness data with their friends.

3.4.2. Financial incentives

Another external driver identified in the literature is financial incentive. For example, financial incentives or rewards such as discounts on insurance, rebates on fitness club membership, or employee subsidies can help facilitate the use of fitness trackers (Canhoto and Arp 2017; Seiler and Hüttermann 2015).

3.4.3. Special situations

In addition to the aforementioned factors, researchers have identified some special situations that can influence the use of fitness tracking technologies, which include allergic reactions, availability of alternative devices, owning a similar device, forgetting to wear or losing a device, or changes in life circumstances (e.g. injury, health status, or job), etc. These situations can all lead to abandoning of fitness trackers (Clawson et al. 2015; Coorevits and Coenen 2016; Epstein et al. 2016; Gualtieri, Rosenbluth, and Phillips 2016; Harrison et al. 2015; Shih et al. 2015). (Table 5).

4. Findings: outcomes of fitness tracking

In this section, the authors discuss the outcomes of fitness tracking identified by reviewing the literature on fitness tracking behaviour. The main outcome variables identified are task motivation, task experience, physical activity, and well-being/health. The authors also discuss the possible moderators (e.g. boundary conditions) and mediators (e.g. process evidence) in relation to the effects of fitness tracking on its outcomes. Table 6 summarises the 53 empirical papers that investigated the outcomes of fitness tracking.

4.1. Task motivation

The relationship between fitness tracking and task motivation is demonstrated in the previous research, which has shown that fitness tracking has a positive impact on users' motivation to be physically active (e.g. Butryn et al. 2016; Consolvo et al. 2006; Fritz et al. 2014; Mauriello, Gubbels, and Froehlich 2014; Preusse et al. 2017; Randriambelonoro, Chen, and Pu 2017). For example, Pettinico and Milne (2017) have found that fitness trackers increase users' anticipated motivation – an individual's self-described expected level of motivation when presented with a goal – for physical activity, while Attig and Franke (2019) have shown that motivation for physical activity decreases when fitness trackers are not available for users (e.g., forget

to wear, no batteries). Maitland et al. (2006) also have found that fitness tracking apps (with information sharing feature) lead to increased motivation for physical activities (e.g. walking). Notably, the majority of the previous studies have examined and confirmed the positive effect of fitness trackers on task motivation in goal-directed activities (e.g. specific activity goal is given) (e.g. Asimakopoulos, Asimakopoulos, and Spillers 2017; Casey et al. 2014; Jarrahi, Gafinowitz, and Shin 2018), while limited research has investigated the relationship when there is no specific goal given to users. In real life, people may not always have a specific goal in mind when using fitness trackers (e.g. one may just want to know his or her activity level). Therefore, it will be interesting to examine whether the identified relationship between fitness tracking and task motivation will hold in such a situation.

4.2. Task experience

There has been no consensus in the literature about the impact of fitness tracking technologies on users' task experience. On the one hand, a number of studies have suggested a positive effect of fitness tracking on enjoyment (e.g. fun) in physical activities (e.g. Asimakopoulos, Asimakopoulos, and Spillers 2017; Canhoto and Arp 2017; Mauriello, Gubbels, and Froehlich 2014). For example, Maitland et al. (2006) have shown that people find it fun to use fitness tracking apps (e.g. information sharing, competing), and they would enjoy an activity less if it is not being tracked (e.g. forget to wear the device) (Fritz et al. 2014). On the other hand, Etkin (2016) has found that fitness trackers (i.e. pedometer) reduce task enjoyment by making the task feel more work-like. Future research may further investigate such a contradictory effect of fitness tracking on users' task experience.

4.3. Physical activity level

Prior research has confirmed the effectiveness of fitness tracking technologies in increasing users' physical activity level (e.g. Cadmus-Bertram et al. 2015; Consolvo et al. 2006; Etkin 2016; Fritz et al. 2014; Maitland et al. 2006; Randriambelonoro, Chen, and Pu 2017). For example, using fitness trackers (e.g. Fitbit, pedometer) can increase the level of moderate-to-vigorous activities (Butryn et al. 2016; Jakicic et al. 2016; Pellegrini et al. 2012; Vallance et al. 2007) and goal directed activities (Croteau et al. 2007; Glynn et al. 2014; Jarrahi, Gafinowitz, and Shin 2018; Kolt et al. 2012; Polzien et al. 2007). Giddens, Leidner, and Gonzalez (2017) also have found that extended use of a fitness tracker – the number of features a user employs in addition to step

Table 4. Overview of the papers studying perceived benefits/risks.

Study	Perceived benefits/risks				
	Perceived ease of use	Perceived usefulness	Perceived enjoyment	Perceived device value	Perceived risk
Coskun (2019)		✓			
Naglis and Bhatiasevi (2019)	✓	✓	✓		
Razon et al. (2019)		✓			
Jarrahi, Gafinowitz, and Shin (2018)	✓				
Rupp et al. (2018)		✓			
Schall Jr, Seseck, and Cavuoto (2018)				✓	✓
Wiesner et al. (2018)					✓
Canhoto and Arp (2017)	✓			✓	
Maher et al. (2017)		✓			
Preusse et al. (2017)	✓				
Puri et al. (2017)	✓	✓		✓	✓
Randriambelonoro, Chen, and Pu (2017)	✓	✓	✓		✓
R. C.-S. Chang et al. (2016)					✓
Coorevits and Coenen (2016)	✓				
Epstein et al. (2016)				✓	✓
Gualtieri, Rosenbluth, and Phillips (2016)				✓	
McMahon et al. (2016)	✓	✓			
Mercer et al. (2016)	✓	✓		✓	
Rheingans, Cikit, and Ernst (2016)			✓		(✓)
Clawson et al. (2015)	✓	✓		✓	
Gao, Li, and Luo (2015)	✓	✓			✓
Lazar et al. (2015)	✓	✓			
Seiler and Hüttermann (2015)	✓	✓			
J. Kim (2014)	✓	✓			
Preusse et al. (2014)	✓	✓			
Gimpel, Nißen, and Görlitz (2013)			✓		

Note: ✓: studied and found a significant effect; (✓): studied but did not find a significant effect.

counting (e.g. stair counting, workout tracking, goal setting, or social features) – has a positive impact on physical activity level.

4.4. Well-being/health

Many researchers have investigated the effect of fitness tracking technologies on users' well-being/health. Prior

research has found that fitness trackers have a positive impact on perceived well-being (e.g. positive emotions, sense of accomplishment, or quality of life) and physical health (e.g. Asimakopoulos, Asimakopoulos, and Spillers 2017; Giddens, Leidner, and Gonzalez 2017; Randriambelonoro, Chen, and Pu 2017; Stiglbauer, Weber, and Batinic 2019; Vallance et al. 2007). For example, the use of fitness trackers is an effective way to increase weight loss (Butryn et al. 2016; Fritz et al. 2014; Pellegrini et al. 2012; Polzien et al. 2007; Shuger et al. 2011) and reduce blood pressure (Kolt et al. 2012). However, Etkin (2016) has found a negative impact of fitness trackers on subjective well-being (e.g. happiness and satisfaction). Therefore, the effect of fitness tracking technologies on users' well-being needs further investigation.

4.5. Moderators for the relationship between fitness tracking and its outcomes

According to the previous research, the positive effect of fitness trackers on task motivation is stronger for an

Table 5. Overview of the papers studying external drivers.

Study	External drivers		
	Social influence	Financial incentive	Special situation
Abouzahra and Ghasemaghaei (2020)	✓		
Wiesner et al. (2018)	✓		
Canhoto and Arp (2017)	✓	✓	
Maher et al. (2017)	✓		
Puri et al. (2017)	✓		
R. C.-S. Chang et al. (2016)	✓		
Coorevits and Coenen (2016)	✓		✓
Epstein et al. (2016)			✓
Gualtieri, Rosenbluth, and Phillips (2016)			✓
Clawson et al. (2015)	✓		✓
Gao, Li, and Luo (2015)	✓		
Harrison et al. (2015)	✓		✓
Seiler and Hüttermann (2015)	✓	✓	
Shih et al. (2015)	✓		✓
J. Kim (2014)	✓		
Gimpel, Nißen, and Görlitz (2013)	✓		

Note: ✓: studied and found a significant effect; (✓): studied but did not find a significant effect.

Table 6. Overview of the outcomes of fitness tracking identified in the literature.

Variable/construct studied	Frequency	%
Task motivation	22	41.51
Task experience	9	16.98
Physical activity level	36	67.92
Well-being/health	19	35.85
Unique No. of papers	53	100.00

individual who has pre-existing motivation to be more active or who is under the age of 50 (Jarrahi, Gafinowitz, and Shin 2018; Pettinico and Milne 2017). On the other hand, the positive impact of fitness trackers on task motivation can be diminished in situations when, for example, people are too busy to exercise, poor at self-management, find exercise boring, have high fear of injury, and lack skills or support (e.g. encouragement or companionship) from family and friends and so on (R. C.-S. Chang et al. 2016). In situations when fitness trackers are not available (e.g. forget to wear), motivation for physical activity decreases more for individuals with high extrinsic motivation (e.g. to be fitter, to look good, or to lose weight), high need for cognitive closure (e.g. avoid ambiguous situations), and low hope of success (e.g. low approach tendency) (Attig and Franke 2019).

Regarding the effect of fitness trackers on physical activity level, a stronger positive effect will occur when a fitness tracker is accompanied with a feature of social sharing/social competition, Social Network Services (e.g. Facebook, Twitter), or an individual's pre-existing motivation to be active (R. C.-S. Chang et al. 2016; Jarrahi, Gafinowitz, and Shin 2018; Zhu et al. 2017). In addition, to improve the activity level of currently inactive (or insufficiently active) older people, it is more effective to partner fitness trackers with individually matched motivational messages (e.g. communicating benefits of regular physical activity) than simply providing fitness trackers (Strath et al. 2011).

Moreover, there is a stronger positive effect of fitness tracker usage on perceived physical health and psychological well-being (e.g. positive emotion, experienced meaningfulness of life, and sense of accomplishment) when fitness trackers are accompanied with mobile applications (Stiglbauer, Weber, and Batinic 2019).

4.6. Mediators for the relationship between fitness tracking and its outcomes

Prior research has found that fitness trackers can increase individuals' self-awareness (e.g. task progress, activity level, or value of activity), which in turn positively affects their task motivation (e.g. Casey et al. 2014; Fritz et al. 2014; Jarrahi, Gafinowitz, and Shin 2018; Mauriello, Gubbels, and Froehlich 2014; Preusse et al. 2017; Randriambelonoro, Chen, and Pu 2017). Fitness trackers can also increase task motivation by supporting users' self-efficacy (Casey et al. 2014; Fritz et al. 2014; Gualtieri, Rosenbluth, and Phillips 2016) or basic psychological needs (i.e. autonomy, competence, and relatedness) (Asimakopoulos, Asimakopoulos, and Spillers 2017; Butryn et al. 2016). In addition, according to

Pettinico and Milne (2017), the effect of fitness trackers on anticipated task motivation is serially mediated by the perceived feedback meaningfulness (e.g. informative), the self-empowerment (e.g. higher sense of personal control), and the goal focus. Casey et al. (2014) also have suggested that fitness trackers increase goal focus and sense of personal control over the activity.

In terms of task experience, Karapanos et al. (2016) have found that fitness tracking is positively associated with pleasure by enhancing users' feelings of autonomy, competence and relatedness, whereas Etkin (2016) has shown that fitness tracker usage reduces task enjoyment by making the task feel more work-like. Future studies can explore under which conditions these two different processes would occur. (Table 7).

5. Avenues for future research

Based on the current review, the authors suggest the following avenues for future research. First, previous studies have mainly used surveys (17 out of 35 studies) and interviews (17 out of 35 studies) for the investigation of the drivers of fitness tracking behaviour, which may provide limited insight into the causal relationships between variables. Future research can employ other research methods (e.g. experiment) to directly test the causal link between fitness tracking technology usage and its drivers (e.g. perceived benefits) and provide explanations for the corresponding causal mechanisms. It will also be interesting to investigate the relative importance or weight of each driver in determining fitness tracking technology usage, along with the potential synergy effects of the different combinations of the drivers.

Second, a closer look at the literature on fitness tracking behaviour reveals the lack of research investigating the antecedents of the drivers of fitness tracking technology usage. For example, how marketers can increase users' perceived benefits (e.g. value, usefulness) of fitness tracking technologies, which can in turn influence the use of fitness tracking technologies? Previous research has shown that situational or contextual factors (e.g. need state, mood, product information, or product labelling) can influence one's value perception (e.g. Briers et al. 2006; T.-Z. Chang and Wildt 1994; Curren and Harich 1994; Han, Chung, and Sohn 2018). Future research endeavours thus can focus on exploring situational factors (e.g. emotion) that can lead to fitness tracking technology usage by influencing its drivers identified in the current review.

Third, the extant research that examined the effect of fitness tracking technologies on various user outcomes (e.g. motivation, experience, and well-being) has shown

Table 7. Overview of the papers studying outcomes of fitness tracking.

Study	Outcomes				Moderator	Mediator		
	Task motivation	Task experience	Physical activity level	Well-being/ health		Self-awareness	Psychological needs	Others
Abouzahra and Ghasemaghaei (2020)			✓					
Coskun (2019)			✓					
Kinney et al. (2019)	✓							
Razon et al. (2019)			✓	✓				
Singh et al. (2020)			✓					
Stiglbauer, Weber, and Batinic (2019)				✓	✓			
Attig and Franke (2019)	✓				✓			
Hartman, Nelson, and Weiner (2018)			✓					
Jarrahi, Gafinowitz, and Shin (2018)	✓		✓		✓	✓		
Kim et al. (2018)			(✓)					
Van der Walt et al. (2018)			✓					
Vandelanotte et al. (2018)			✓					
Asimakopoulos, Asimakopoulos, and Spillers (2017)	✓	✓		✓			✓	
Canhoto and Arp (2017)		✓						
Giddens, Leidner, and Gonzalez (2017)			✓	✓				
Le et al. (2017)			(✓)					
Maher et al. (2017)		✓	✓	✓				
Pettinico and Milne (2017)	✓				✓			✓
Preusse et al. (2017)	✓					✓		
Randriambelonoro, Chen, and Pu (2017)	✓		✓	✓		✓		
Zhu et al. (2017)	✓							
Butryn et al. (2016)	✓		✓	✓			✓	
R. C.-S. Chang et al. (2016)	✓				✓			
Etkin (2016)		✓	✓	✓				✓
Gualtieri, Rosenbluth, and Phillips (2016)	✓		✓	✓			✓	
Jakicic et al. (2016)			✓					
Karapanos et al. (2016)		✓				✓	✓	
Mercer et al. (2016)	✓					✓		
Cadmus-Bertram et al. (2015)			✓			✓		
Lazar et al. (2015)			✓			✓		
Miyazaki et al. (2015)			✓	✓				
Naslund et al. (2015)	✓	✓				✓		
Randriambelonoro et al. (2015)	✓		✓					
Seiler and Hüttermann (2015)				✓				
Shin, Cheon, and Jarrahi (2015)	✓			✓				
Shih et al. (2015)	✓			✓		✓		
Casey et al. (2014)	✓			✓		✓		✓
Fritz et al. (2014)	✓	✓	✓	✓		✓	✓	
Glynn et al. (2014)			✓			✓		
Mauriello, Gubbels, and Froehlich (2014)	✓	✓				✓		
Thompson et al. (2014)			(✓)	(✓)				
Allen et al. (2013)			(✓)	(✓)				
Kolt et al. (2012)			✓	✓				
Pellegrini et al. (2012)			✓	✓				
Shuger et al. (2011)			✓	✓				
Strath et al. (2011)			✓	✓				
Jones et al. (2009)	✓		✓	✓				
Croteau et al. (2007)			✓	✓				
Polzien et al. (2007)			✓	✓				
Vallance et al. (2007)			✓	✓				
Aittasalo et al. (2006)			✓	✓				
Consolvo et al. (2006)	✓		✓	✓				
Maitland et al. (2006)	✓	✓	✓	✓				

Note: ✓: studied and found a significant effect; (✓): studied but did not find a significant effect.

several methodological limitations. For example, few studies incorporated a strict control condition (e.g. no intervention) in their intervention designs, which can be directly compared to the treatment condition (e.g.

use of a fitness tracker). The majority of the prior studies also did not control for the potential confounding factors in their interventions, such as goal setting, social sharing, extra communication (e.g. messages, meetings, and

counseling), or other features (e.g. game elements) implemented in the focal device (or app), which could have potentially driven the identified effects. Future studies thus can examine the relationship between fitness tracking and its outcomes by incorporating more strictly controlled experimental designs to provide further evidence to the downstream effects of fitness tracking. For example, researchers can use a fitness tracking device with a limited number of functionalities other than tracking physical activities, such as Smart Rope. Smart Rope is a device that displays jump counts as people work out, which is the main difference between a Smart Rope and a normal jump rope. In this way, researchers can examine the effect of fitness tracking (e.g. use Smart Rope vs. normal jump rope in a workout session) by minimising other potential confounds. Investigation of the underlying process of the effect of fitness tracking can also contribute to the field. In addition, as previous research has been mostly conducted with specific population such as patients, seniors, or females, future research can examine the effect of fitness tracking among regular users.

Fourth, there is a lack of research empirically testing the effect of fitness tracking technologies on users' task experience (e.g. enjoyment), and the existing findings are pointing at opposite directions (positive vs. negative). Therefore, more research is called for to clarify the seemingly contradicting findings in the literature. It would also be interesting to examine the potential moderating role of factors such as activity types (e.g. easy vs. difficult, physical vs. cognitive) and individual differences (e.g. gender, age, motivational orientation), which can act as boundary conditions for the effect of fitness tracking technologies on task experience. For example, Hsee et al. (2003) argue that accumulation of a medium (e.g. points), especially when it requires effort, may produce a sense of accomplishment and competence and generate task enjoyment. Therefore, fitness tracking feedback (e.g. distance ran, calories burned) may have a stronger positive impact on task enjoyment in difficult (or effortful) activities than in easy (or effortless) activities.

Fifth, most of the studies in the existing literature on fitness tracking behaviour have treated the outcome variable motivation as a unilateral concept. Although this informs our understanding of the effect of fitness tracking on users' task motivation, further insights can be generated by considering the construct – motivation – as a multifaceted concept. For example, according to the self-determination theory, there are in general two types of motivation – intrinsic motivation¹ and extrinsic motivation² (Ryan and Deci 2000b). In addition, extrinsic motivation can be further divided into four different categories: integrated motivation,³ identified motivation,⁴ introjected

motivation,⁵ and external motivation⁶ (Deci and Ryan 2002). Prior research has shown that different types of motivation (e.g. extrinsic motivation vs. intrinsic motivation) can lead to different behavioural (e.g. low vs. high task persistence) and psychological outcomes (e.g. low vs. high well-being) (Ryan and Deci 2000a). In addition, both extrinsic motivation and intrinsic motivation can be influenced by external feedback based on the situational impact of the feedback on one's perceived autonomy, competence, and relatedness (Ryan and Deci 2017). For example, external feedback can facilitate or undermine one's intrinsic motivation depending on whether he or she perceives such feedback as either informational (e.g. emphasising his or her competence) or controlling (e.g. a pressure to behave in a particular way) (Attig and Franke 2019). Therefore, it will be important to investigate how fitness tracking technologies (e.g. fitness feedback) affect different types of user motivation in different situations. Fitness tracking technologies may increase users' intrinsic motivation (e.g. enjoyment) in a physical activity when such technologies enhance their perceived competence (e.g. becoming faster at running), but decrease intrinsic motivation (or increase extrinsic motivation) when these technologies make users feel controlled (e.g. walk extra step to receive a virtual reward). Future research thus can contribute to the field by delving more deeply into the nature and dynamics of user motivation.

Lastly, although providing important insights, previous studies have mainly used traditional Technology Acceptance Model (TAM) or Extended Unified Theory of Acceptance and Use of Technology (UTAUT2) Model as an overarching theory when investigating the drivers of fitness tracking technology usage. Therefore, the constructs from the TAM or UTAUT2 (e.g. perceived ease of use, perceived usefulness, and perceived value) have primary been considered as the main explaining factors, and limited novel insights have been provided in the field of fitness tracking technology usage. In addition, few studies have taken a rigorous theoretical approach (e.g. hypothesis formulation and testing) when investigating the outcomes (e.g. experience, motivation) of fitness tracking, and thus the underlying mechanisms of the effects of fitness tracking on various user outcomes remain largely underexplored. Future research thus should provide a thorough theoretical framework of fitness tracking behaviour to further improve our understanding.

6. General discussion

As fitness tracking technologies emerge as a popular trend in various fields, the current study provides a timely review of the existing research on fitness tracking

behaviour. It contributes to the field of information technology both by integrating a wide body of literature on fitness tracking technologies and by offering an integrative agenda for future research. In particular, the current paper offers the following contributions.

6.1. Theoretical contributions

First, the current paper identifies 19 drivers of fitness tracking technology usage, which are classified into four different categories: user characteristics, device characteristics, perceived benefits/risks, and external drivers. Of the 19 drivers, 11 factors – age, technology affinity/self-efficacy, personal involvement, device quality, device attractiveness, device novelty, PEOU, PU, perceived enjoyment, perceived device value, and perceived (privacy) risk – are straightly aligned with the factors identified in the previous review on wearable technology adoption (Kalantari 2017). Six factors – desire for information, current individual status, data quality, device functionality, financial incentives, and special situations – are newly discovered in the current review, and two factors – personality traits and social influences – are discussed with a focus on different aspects of the same constructs (vs. Kalantari 2017). For example, the current paper identifies agreeableness and conscientiousness as important personality traits that drive fitness tracking technology usage, whereas Kalantari (2017) has suggested openness to experience and neuroticism to be important drivers of wearable technology usage. As for social influences, the current study recognises social support and social connection, while Kalantari (2017) has identified subjective norms and social image. In addition, six factors (i.e. gender, visibility, physical risk, social risk, financial risk, and environmental risk) from the previous review (Kalantari 2017) are not identified as the influential factors in the current review. This suggests that there are differences between the drivers of wearable technology usage and the drivers of fitness tracking technology usage, and fitness tracking technologies require an investigation on their own.

Second, the current paper reveals four main outcomes of fitness tracking – task motivation, task experience, physical activity level, and well-being/health. The majority of the prior research has focused on how fitness tracking technologies influence users' health, physical activity level, and task motivation, while there is a lack of studies when it comes to the effect of fitness tracking on users' task experience. The effects of fitness tracking on the outcome variables such as health, activity level, and motivation have been shown fairly consistent and positive, whereas its effects on task experience (e.g. enjoyment) and subjective well-being (e.g. feeling of satisfaction) have not reached a consensus

(e.g. positive vs. negative) in the literature. Therefore, the authors encourage more research to understand the relationship between fitness tracking and task experience/subjective well-being.

6.2. Implications for design

The current paper also delivers important practical implications. By providing an extensive overview of the drivers of fitness tracking technology usage, this paper can help designers and manufacturers of fitness tracking products to incorporate features and functionalities that are important for users (e.g. data quality, usefulness, and aesthetics), which would facilitate the use of fitness tracking products. The increased knowledge of user characteristics will also help product designers employ more efficient personalisation strategies (e.g. customised design and service) to better address the needs and concerns of potential users. In addition, the current paper suggests that using fitness tracking technologies can be an effective way for people to improve their motivation, activity level, and health. Practitioners (e.g. trainers, health care professionals) who are seeking to improve user outcomes thus should consider implementing fitness tracking technologies in their products or services to help users achieve better outcomes (e.g. enable fitness tracking feature in the equipment or provide fitness trackers). Overall, the findings from the current paper can act as a guide to design fitness tracking products, which can benefit users both physically and psychologically.

Notes

1. Intrinsic motivation refers to doing an activity because it is inherently interesting or enjoyable (Ryan and Deci 2000b).
2. Extrinsic motivation refers to doing an activity in order to attain some separable outcomes (Ryan and Deci 2000b).
3. Integrated motivation refers to doing an activity because one has integrated the value of the activity with other aspects of his or her life (Ryan and Deci 2000a).
4. Identified motivation refers to doing an activity because one has identified the value of doing the activity (Ryan and Deci 2000a).
5. Introjected motivation refers to doing an activity in order to avoid guilt or anxiety or to attain pride (Ryan and Deci 2000a).
6. External motivation refers to doing an activity in order to satisfy external demand or obtain external reward (Ryan and Deci 2000a).

Disclosure statement

No potential conflict of interest was reported by the author(s).

References

- Abouzahra, M., and M. Ghasemaghaei. 2020. "The Antecedents and Results of Seniors' Use of Activity Tracking Wearable Devices." *Health Policy and Technology* 9: 213–217. doi:10.1016/j.hlpt.2019.11.002.
- Aittasalo, M., S. Miilunpalo, K. Kukkonen-Harjula, and M. Pasanen. 2006. "A Randomized Intervention of Physical Activity Promotion and Patient Self-Monitoring in Primary Health Care." *Preventive Medicine* 42 (1): 40–46. doi:10.1016/j.ypmed.2005.10.003.
- Ajana, B. 2018. "Introduction: Metric Culture and the Over-Examined Life." In *Metric Culture: Ontologies of Self-Tracking Practices*, edited by B. Ajana, 1–9. Bingley: Emerald Publishing Limited.
- Allen, J. K., J. Stephens, C. R. Dennison Himmelfarb, K. J. Stewart, and S. Hauck. 2013. "Randomized Controlled Pilot Study Testing Use of Smartphone Technology for Obesity Treatment." *Journal of Obesity* 2013: 1–7. doi:10.1155/2013/151597.
- Almalki, M., K. Gray, and F. Martin-Sanchez. 2016. "Activity Theory as a Theoretical Framework for Health Self-Quantification: a Systematic Review of Empirical Studies." *Journal of Medical Internet Research* 18: e131. doi:10.2196/jmir.5000.
- Asimakopoulos, S., G. Asimakopoulos, and F. Spillers. 2017. "Motivation and User Engagement in Fitness Tracking: Heuristics for Mobile Healthcare Wearables." Paper presented at the Informatics.
- Attig, C., and T. Franke. 2019. "I Track, Therefore I Walk – Exploring the Motivational Costs of Wearing Activity Trackers in Actual Users." *International Journal of Human-Computer Studies* 127: 211–224. doi:10.1016/j.ijhcs.2018.04.007.
- Briers, B., M. Pandelaere, S. Dewitte, and L. Warlop. 2006. "Hungry for Money: The Desire for Caloric Resources Increases the Desire for Financial Resources and Vice Versa." *Psychological Science* 17 (11): 939–943. doi:10.1111/j.1467-9280.2006.01808.x.
- Butryn, M. L., D. Arigo, G. A. Raggio, M. Colasanti, and E. M. Forman. 2016. "Enhancing Physical Activity Promotion in Midlife Women with Technology-Based Self-Monitoring and Social Connectivity: A Pilot Study." *Journal of Health Psychology* 21 (8): 1548–1555. doi:10.1177/1359105314558895.
- Cadmus-Bertram, L. A., B. H. Marcus, R. E. Patterson, B. A. Parker, and B. L. Morey. 2015. "Randomized Trial of a Fitbit-Based Physical Activity Intervention for Women." *American Journal of Preventive Medicine* 49 (3): 414–418. doi:10.1016/j.amepre.2015.01.020.
- Canhoto, A. I., and S. Arp. 2017. "Exploring the Factors That Support Adoption and Sustained use of Health and Fitness Wearables." *Journal of Marketing Management* 33 (1-2): 32–60. doi:10.1080/0267257X.2016.1234505.
- Casey, M., P. S. Hayes, F. Glynn, G. ÓLaighin, D. Heaney, A. W. Murphy, and L. G. Glynn. 2014. "Patients' Experiences of Using a Smartphone Application to Increase Physical Activity: the SMART MOVE Qualitative Study in Primary Care." *British Journal of General Practice* 64 (625): e500–e508. doi:10.3399/bjgp14X680989.
- Chang, R. C.-S., H.-P. Lu, P. Yang, and P. Luarn. 2016. "Reciprocal Reinforcement between Wearable Activity Trackers and Social Network Services in Influencing Physical Activity Behaviors." *JMIR MHealth and UHealth* 4 (3): e84. doi:10.2196/mhealth.5637.
- Chang, T.-Z., and A. R. Wildt. 1994. "Price, Product Information, and Purchase Intention: An Empirical Study." *Journal of the Academy of Marketing Science* 22 (1): 16–27. doi:10.1177/0092070394.
- Cheatham, S. W., K. R. Stull, M. Fantigrassi, and I. Motel. 2018. "The Efficacy of Wearable Activity Tracking Technology as Part of a Weight Loss Program: A Systematic Review." *The Journal of Sports Medicine and Physical Fitness* 58 (4): 534–548.
- Choe, E. K., N. B. Lee, B. Lee, W. Pratt, and J. A. Kientz. 2014. "Understanding Quantified-Selfers' Practices in Collecting and Exploring Personal Data." Paper presented at the Proceedings of the 32nd annual ACM conference on Human factors in computing systems.
- Chuah, S. H.-W., P. A. Rauschnabel, N. Krey, B. Nguyen, T. Ramayah, and S. Lade. 2016. "Wearable Technologies: The Role of Usefulness and Visibility in Smartwatch Adoption." *Computers in Human Behavior* 65: 276–284. doi:10.1016/j.chb.2016.07.047.
- Clawson, J., Pater, J. A., Miller, A. D., Mynatt, E. D., & Mamykina, L. (2015). "No Longer Wearing: Investigating the Abandonment of Personal Health-Tracking Technologies on Craigslist." Paper presented at the Proceedings of the 2015 ACM International Joint Conference on Pervasive and Ubiquitous Computing.
- Consolvo, S., K. Everitt, I. Smith, and J. A. Landay. 2006. "Design Requirements for Technologies That Encourage Physical Activity." Paper presented at the Proceedings of the SIGCHI conference on Human Factors in computing systems.
- Coorevits, L., and T. Coenen. 2016. "The Rise and Fall of Wearable Fitness Trackers." Paper presented at the Academy of Management.
- Coskun, A. 2019. "Design for Long-Term Tracking: Insights from a Six-Month Field Study Exploring Users' Experiences with Activity Trackers." *The Design Journal* 22 (5): 665–686. doi:10.1080/14606925.2019.1634447.
- Croteau, K. A., N. E. Richeson, B. C. Farmer, and D. B. Jones. 2007. "Effect of a Pedometer-Based Intervention on Daily Step Counts of Community-Dwelling Older Adults." *Research Quarterly for Exercise and Sport* 78 (5): 401–406. doi:10.1080/02701367.2007.10599439.
- Curren, M. T., and K. R. Harich. 1994. "Consumers' Mood States: The Mitigating Influence of Personal Relevance on Product Evaluations." *Psychology and Marketing* 11 (2): 91–107. doi:10.1002/mar.4220110202.
- Deci, E. L., and R. M. Ryan. 2002. "Overview of Self-Determination Theory: An Organismic Dialectical Perspective." In *Handbook of Self-Determination Research*, edited by E. L. Deci and Ryan R. M., 3–33. Rochester: University of Rochester.
- Dehghani, M. 2018. "Exploring the Motivational Factors on Continuous Usage Intention of Smartwatches among Actual Users." *Behaviour & Information Technology* 37 (2): 145–158. doi:10.1080/0144929X.2018.1424246.
- Dehghani, M., and R. M. Dangelico. 2018. "Smart Wearable Technologies: State of the Art and Evolution Over Time through Patent Analysis and Clustering." *International Journal of Product Development* 22 (4): 293–313. doi:10.1080/0144929X.2018.1424246.

- Epstein, D. A., M. Caraway, C. Johnston, A. Ping, J. Fogarty, and S. A. Munson. 2016. "Beyond Abandonment to Next Steps: Understanding and Designing for Life after Personal Informatics Tool Use." Paper presented at the Proceedings of the 2016 CHI Conference on Human Factors in Computing Systems.
- Etkin, J. 2016. "The Hidden Cost of Personal Quantification." *Journal of Consumer Research* 42 (6): 967–984. doi:10.1093/jcr/ucv095.
- Fritz, T., E. M. Huang, G. C. Murphy, and T. Zimmermann. 2014. "Persuasive Technology in the Real World: A Study of Long-Term Use of Activity Sensing Devices for Fitness." Paper presented at the Proceedings of the SIGCHI Conference on Human Factors in Computing Systems.
- Gao, Y., H. Li, and Y. Luo. 2015. "An Empirical Study of Wearable Technology Acceptance in Healthcare." *Industrial Management & Data Systems* 115 (9): 1704–1723. doi:10.1108/IMDS-03-2015-0087.
- Giddens, L., D. Leidner, and E. Gonzalez. 2017. "The Role of Fitbits in Corporate Wellness Programs: Does Step Count Matter?" Paper presented at the Proceedings of the 50th Hawaii International Conference on System Sciences.
- Gimpel, H., M. Nißen, and R. Görnitz. 2013. *Quantifying the Quantified Self: A Study on the Motivations of Patients to Track Their Own Health*. Milan: In 34th International Conference on Information Systems.
- Glynn, L. G., P. S. Hayes, M. Casey, F. Glynn, A. Alvarez-Iglesias, J. Newell, ... A. W. Murphy. 2014. "Effectiveness of a Smartphone Application to Promote Physical Activity in Primary Care: The SMART MOVE Randomised Controlled Trial." *British Journal of General Practice* 64 (624): e384–e391. doi:10.3399/bjgp14X680461.
- Gualtieri, L., S. Rosenbluth, and J. Phillips. 2016. "Can a Free Wearable Activity Tracker Change Behavior? The Impact of Trackers on Adults in a Physician-Led Wellness Group." *JMIR Research Protocols* 5 (4): e237. doi:10.2196/resprot.6534.
- Han, J. K., S.-W. Chung, and Y. S. Sohn. 2018. "What's in a Name? The Impact of Subcategory Salience on Value Perception and Upgrade Intention for Multicategory Products." *Psychology & Marketing* 35 (12): 913–922. doi:10.1002/mar.21144.
- Harrison, D., P. Marshall, N. Bianchi-Berthouze, and J. Bird. 2015. "Activity Tracking: Barriers, Workarounds and Customisation." Paper presented at the Proceedings of the 2015 ACM International Joint Conference on Pervasive and Ubiquitous Computing.
- Hartman, S. J., S. H. Nelson, and L. S. Weiner. 2018. "Patterns of Fitbit Use and Activity Levels Throughout a Physical Activity Intervention: Exploratory Analysis from a Randomized Controlled Trial." *JMIR MHealth and UHealth* 6 (2): e29. doi:10.2196/mhealth.8503.
- Hsee, C. K., F. Yu, J. Zhang, and Y. Zhang. 2003. "Medium Maximization." *Journal of Consumer Research* 30 (1): 1–14. doi:10.1086/374702.
- Huotari, K., and J. Hamari. 2017. "A Definition for Gamification: Anchoring Gamification in the Service Marketing Literature." *Electronic Markets* 27: 21–31..
- Jakicic, J. M., K. K. Davis, R. J. Rogers, W. C. King, M. D. Marcus, D. Helsel, ... S. H. Belle. 2016. "Effect of Wearable Technology Combined With a Lifestyle Intervention on Long-Term Weight Loss: The IDEA Randomized Clinical Trial." *Jama* 316 (11): 1161–1171. doi:10.1001/jama.2016.12858.
- Jarrahi, M. H., N. Gafinowitz, and G. Shin. 2018. "Activity Trackers, Prior Motivation, and Perceived Informational and Motivational Affordances." *Personal and Ubiquitous Computing* 22 (2): 433–448. doi:10.1007/s00779-017-1099-9.
- Jones, D. B., N. E. Richeson, K. A. Croteau, and B. C. Farmer. 2009. "Focus Groups to Explore the Perceptions of Older Adults on a Pedometer-Based Intervention." *Research Quarterly for Exercise and Sport* 80 (4): 710–717. doi:10.1080/02701367.2009.10599612.
- Kalantari, M. 2017. "Consumers' Adoption of Wearable Technologies: Literature Review, Synthesis, and Future Research Agenda." *International Journal of Technology Marketing* 12 (3): 274–307.
- Karapanos, E., R. Gouveia, M. Hassenzahl, and J. Forlizzi. 2016. "Wellbeing in the Making: Peoples' Experiences with Wearable Activity Trackers." *Psychology of Well-Being* 6 (1): 1–17. doi:10.1186/s13612-016-0042-6.
- Kim, J. 2014. "A Qualitative Analysis of User Experiences with a Self-Tracker for Activity, Sleep, and Diet." *Interactive Journal of Medical Research* 3 (1): e8. doi:10.2196/ijmr.2878.
- Kim, Y., A. Lumpkin, M. Lochbaum, S. Stegemeier, and K. Kitten. 2018. "Promoting Physical Activity Using a Wearable Activity Tracker in College Students: A Cluster Randomized Controlled Trial." *Journal of Sports Sciences* 36 (16): 1889–1896. doi:10.1080/02640414.2018.1423886.
- Kinney, D. A., L. A. Nabors, A. L. Merianos, and R. A. Vidourek. 2019. "College Students' Use and Perceptions of Wearable Fitness Trackers." *American Journal of Health Education* 50 (5): 298–307. doi:10.1080/19325037.2019.1642265.
- Kolt, G. S., G. M. Schofield, N. Kerse, N. Garrett, T. Ashton, and A. Patel. 2012. "Healthy Steps Trial: Pedometer-Based Advice and Physical Activity for Low-Active Older Adults." *The Annals of Family Medicine* 10 (3): 206–212. doi:10.1370/afm.1345.
- Lazar, A., C. Koehler, J. Tanenbaum, and D. H. Nguyen. 2015. "Why We Use and Abandon Smart Devices." Paper presented at the Proceedings of the 2015 ACM International Joint Conference on Pervasive and Ubiquitous Computing.
- Le, A., H. R. Mitchell, D. J. Zheng, J. Rotatori, J. T. Fahey, K. K. Ness, and N. S. Kadan-Lottick. 2017. "A Home-Based Physical Activity Intervention Using Activity Trackers in Survivors of Childhood Cancer: A Pilot Study." *Pediatric Blood & Cancer* 64 (2): 387–394. doi:10.1002/pbc.26235.
- Maher, C., J. Ryan, C. Ambrosi, and S. Edney. 2017. "Users' Experiences of Wearable Activity Trackers: A Cross-Sectional Study." *BMC Public Health* 17. doi:10.1186/s12889-017-4888-1.
- Maitland, J., Sherwood, S., Barkhuus, L., Anderson, I., Hall, M., Brown, B., ... Muller, H. (2006). "Increasing the Awareness of Daily Activity Levels with Pervasive Computing." Paper presented at the 2006 Pervasive Health Conference and Workshops.
- Mauriello, M., M. Gubbels, and J. E. Froehlich. 2014. "Social Fabric Fitness: The Design and Evaluation of Wearable E-Textile Displays to Support Group Running." Paper presented at the Proceedings of the SIGCHI Conference on Human Factors in Computing Systems.

- McMahon, S. K., B. Lewis, M. Oakes, W. Guan, J. F. Wyman, and A. J. Rothman. 2016. "Older Adults' Experiences Using a Commercially Available Monitor to Self-Track Their Physical Activity." *JMIR MHealth and UHealth* 4 (2). doi:10.2196/mhealth.5120.
- Mercer, K., L. Giangregorio, E. Schneider, P. Chilana, M. Li, and K. Grindrod. 2016. "Acceptance of Commercially Available Wearable Activity Trackers among Adults Aged Over 50 and with Chronic Illness: A Mixed-Methods Evaluation." *JMIR MHealth and UHealth* 4 (1): e7. doi:10.2196/mhealth.4225.
- Miyazaki, R., K. Kotani, K. Tsuzaki, N. Sakane, Y. Yonei, and K. Ishii. 2015. "Effects of a Year-Long Pedometer-Based Walking Program on Cardiovascular Disease Risk Factors in Active Older People." *Asia Pacific Journal of Public Health* 27 (2): 155–163. doi:10.1177/1010539513506603.
- Naglis, M., and V. Bhatiasevi. 2019. "Why Do People Use Fitness Tracking Devices in Thailand? An Integrated Model Approach." *Technology in Society* 58: 101146. doi:10.1016/j.techsoc.2019.101146.
- Naslund, J. A., K. A. Aschbrenner, L. K. Barre, and S. J. Bartels. 2015. "Feasibility of Popular m-Health Technologies for Activity Tracking among Individuals with Serious Mental Illness." *Telemedicine and e-Health* 21 (3): 213–216. doi:10.1089/tmj.2014.0105.
- Pellegrini, C. A., S. D. Verba, A. D. Otto, D. L. Helsel, K. K. Davis, and J. M. Jakicic. 2012. "The Comparison of a Technology-Based System and an in-Person Behavioral Weight Loss Intervention." *Obesity* 20 (2): 356–363. doi:10.1038/oby.2011.13.
- Pettinico, G., and G. R. Milne. 2017. "Living by the Numbers: Understanding the "Quantification Effect"." *Journal of Consumer Marketing* 34 (4): 281–291. doi:10.1108/JCM-06-2016-1839.
- Pingo, Z., and B. Narayan. 2019. "My Smartwatch Told Me to See a Sleep Doctor": A Study of Activity Tracker Use." *Online Information Review*. doi:10.1108/OIR-04-2018-0115.
- Polzien, K. M., J. M. Jakicic, D. F. Tate, and A. D. Otto. 2007. "The Efficacy of a Technology-Based System in a Short-Term Behavioral Weight Loss Intervention." *Obesity* 15 (4): 825–830. doi:10.1038/oby.2007.584.
- Preusse, K. C., T. L. Mitzner, C. B. Fausset, and W. A. Rogers. 2014. "Older Adults' Changes in Intent to Adopt Wellness Management Technologies." Paper presented at the Proceedings of the Human Factors and Ergonomics Society Annual Meeting.
- Preusse, K. C., T. L. Mitzner, C. B. Fausset, and W. A. Rogers. 2017. "Older Adults' Acceptance of Activity Trackers." *Journal of Applied Gerontology* 36 (2): 127–155. doi:10.1177/0733464815624151.
- Puri, A., B. Kim, O. Nguyen, P. Stolee, J. Tung, and J. Lee. 2017. "User Acceptance of Wrist-Worn Activity Trackers Among Community-Dwelling Older Adults: Mixed Method Study." *JMIR MHealth and UHealth* 5 (11): e173. doi:10.2196/mhealth.8211.
- Randriambelonoro, M., Y. Chen, A. Geissbuhler, and P. Pu. 2015. "Exploring Physical Activity Monitoring Devices for Diabetic and Obese Patients." Paper presented at the Adjunct Proceedings of the 2015 ACM International Joint Conference on Pervasive and Ubiquitous Computing and Proceedings of the 2015 ACM International Symposium on Wearable Computers.
- Randriambelonoro, M., Y. Chen, and P. Pu. 2017. "Can Fitness Trackers Help Diabetic and Obese Users Make and Sustain Lifestyle Changes?" *Computer* 50 (3): 20–29. doi:10.1109/MC.2017.92.
- Razon, S., A. Wallace, J. Ballesteros, N. Koontz, L. W. Judge, and A. H. K. Montoye. 2019. "Perceptions of Physical Activity Tracking Devices: A Survey Analysis." *The Physical Educator* 76 (1): 258–284. doi:10.18666/TPE-2019-V76-I1-8470.
- Rheingans, F., B. Cikit, and C.-P. H. Ernst. 2016. "The Potential Influence of Privacy Risk on Activity Tracker Usage: A Study." In *The Drivers of Wearable Device Usage*, 25–35. Cham: Springer. doi:10.1007/978-3-319-30376-5_3.
- Rupp, M. A., J. R. Michaelis, D. S. McConnell, and J. A. Smither. 2018. "The Role of Individual Differences on Perceptions of Wearable Fitness Device Trust, Usability, and Motivational Impact." *Applied Ergonomics* 70: 77–87. doi:10.1016/j.apergo.2018.02.005.
- Ryan, R. M., and E. L. Deci. 2000a. "Intrinsic and Extrinsic Motivations: Classic Definitions and New Directions." *Contemporary Educational Psychology* 25 (1): 54–67. doi:10.1006/ceps.1999.1020.
- Ryan, R. M., and E. L. Deci. 2000b. "Self-determination Theory and the Facilitation of Intrinsic Motivation, Social Development, and Well-Being." *American Psychologist* 55 (1): 68–78. doi:10.1037/0003-066X.55.1.68.
- Ryan, R. M., and E. L. Deci. 2017. *Self-determination Theory: Basic Psychological Needs in Motivation, Development, and Wellness*. New York: Guilford Publications.
- Schall Jr, M. C., R. F. Sesek, and L. A. Cavuoto. 2018. "Barriers to the Adoption of Wearable Sensors in the Workplace: A Survey of Occupational Safety and Health Professionals." *Human Factors* 60 (3): 351–362. doi:10.1177/0018720817753907.
- Schüler, J. 2007. "Arousal of Flow Experience in a Learning Setting and its Effects on Exam Performance and Affect." *Zeitschrift für Pädagogische Psychologie* 21 (3/4): 217–227. doi:10.1024/1010-0652.21.3.217.
- Seiler, R., and M. Hüttermann. 2015. "E-Health, Fitness Trackers and Wearables—Use among Swiss Students." Paper presented at the Advances in Business-Related Scientific Research Conference 2015 Proceedings.
- Shih, P. C., K. Han, E. S. Poole, M. B. Rosson, and J. M. Carroll. 2015. "Use and Adoption Challenges of Wearable Activity Trackers." IConference 2015 Proceedings.
- Shin, G., E. J. Cheon, and M. H. Jarrahi. 2015. "Understanding Quantified-Selfers' Interplay between Intrinsic and Extrinsic Motivation in the Use of Activity-Tracking Devices." IConference 2015 Proceedings.
- Shuger, S. L., V. W. Barry, X. Sui, A. McClain, G. A. Hand, S. Wilcox, ... S. N. Blair. 2011. "Electronic Feedback in a Diet- and Physical Activity-Based Lifestyle Intervention for Weight Loss: A Randomized Controlled Trial." *International Journal of Behavioral Nutrition and Physical Activity* 8 (1): 41. doi:10.1186/1479-5868-8-41.
- Singh, B., R. R. Spence, C. X. Sandler, J. Tanner, and S. C. Hayes. 2020. "Feasibility and Effect of a Physical Activity Counselling Session with or Without Provision of an Activity Tracker on Maintenance of Physical Activity in Women with Breast Cancer — A Randomised Controlled Trial." *Journal of Science and Medicine in Sport* 23: 283–290. doi:10.1016/j.chb.2019.01.018.

- Sjöklint, M., I. D. Constantiou, and M. Trier. 2013. "Numerical Representations and User Behaviour In Social Networking Sites: Towards A Multi-Theoretical Research Framework." Paper presented at the ECIS.
- Stiglbauer, B., S. Weber, and B. Batinic. 2019. "Does Your Health Really Benefit from Using a Self-Tracking Device? Evidence from a Longitudinal Randomized Control Trial." *Computers in Human Behavior* 94: 131–139. .
- Strath, S. J., A. M. Swartz, S. J. Parker, N. E. Miller, E. K. Grimm, and S. E. Cashin. 2011. "A Pilot Randomized Controlled Trial Evaluating Motivationally Matched Pedometer Feedback to Increase Physical Activity Behavior in Older Adults." *Journal of Physical Activity and Health* 8 (s2): S267–S274. doi:10.1123/jpah.8.s2.s267.
- Tatikonda, M. V., and S. R. Rosenthal. 2000. "Technology Novelty, Project Complexity, and Product Development Project Execution Success: A Deeper Look at Task Uncertainty in Product Innovation." *IEEE Transactions on Engineering Management* 47 (1): 74–87. doi:10.1109/17.820727.
- Thompson, W. G., C. L. Kuhle, G. A. Koepp, S. K. McCrady-Spitzer, and J. A. Levine. 2014. "Go4Life' Exercise Counseling, Accelerometer Feedback, and Activity Levels in Older People." *Archives of Gerontology and Geriatrics* 58 (3): 314–319. doi:10.1016/j.archger.2014.01.004.
- Vallance, J. K., K. S. Courneya, R. C. Plotnikoff, Y. Yasui, and J. R. Mackey. 2007. "Randomized Controlled Trial of the Effects of Print Materials and Step Pedometers on Physical Activity and Quality of Life in Breast Cancer Survivors." *Journal of Clinical Oncology* 25 (17): 2352–2359. doi:10.1200/JCO.2006.07.9988.
- Vandelanotte, C., M. J. Duncan, C. A. Maher, S. Schoeppe, A. L. Rebar, D. A. Power, ... S. J. Alley. 2018. "The Effectiveness of a Web-Based Computer-Tailored Physical Activity Intervention Using Fitbit Activity Trackers: Randomized Trial." *Journal of Medical Internet Research* 20 (12): e11321. doi:10.2196/11321.
- Van der Walt, N., L. J. Salmon, B. Gooden, M. C. Lyons, M. O'Sullivan, K. Martina, ... J. P. Roe. 2018. "Feedback from Activity Trackers Improves Daily Step Count After Knee and Hip Arthroplasty: A Randomized Controlled Trial." *The Journal of Arthroplasty* 33 (11): 3422–3428. doi:10.1016/j.arth.2018.06.024.
- Webster, D. M., and A. W. Kruglanski. 1994. "Individual Differences in Need for Cognitive Closure." *Journal of Personality and Social Psychology* 67 (6): 1049. doi:10.1037/0022-3514.67.6.1049.
- Whooley, M., B. Ploderer, and K. Gray. 2014. "On the Integration of Self-Tracking Data Amongst Quantified Self Members." Paper presented at the Proceedings of the 28th International BCS Human Computer Interaction Conference on HCI 2014-Sand, Sea and Sky-Holiday HCI.
- Wiesner, M., R. Zowalla, J. Suleder, M. Westers, and M. Pobiruchin. 2018. "Technology Adoption, Motivational Aspects, and Privacy Concerns of Wearables in the German Running Community: Field Study." *JMIR MHealth and UHealth* 6: e201. doi:10.2196/mhealth.9623.
- Yang, H., J. Yu, H. Zo, and M. Choi. 2016. "User Acceptance of Wearable Devices: An Extended Perspective of Perceived Value." *Telematics and Informatics* 33 (2): 256–269. doi:10.1016/j.tele.2015.08.007.
- Zhu, Y., S. L. Dailey, D. Kreitzberg, and J. Bernhardt. 2017. "Social Networkout': Connecting Social Features of Wearable Fitness Trackers with Physical Exercise." *Journal of Health Communication* 22 (12): 974–980. doi:10.1080/10810730.2017.1382617.

Appendix. The 71 empirical papers used in the final synthesis.

Author	Method	Participant (% gender)	Age (mean)	Study focus (D / O)	Theoretical approach
Abouzahra and Ghasemaghahi (2020)	Interview	N = 26 Seniors	65–75	D & O	–
Aittasalo et al. (2006)	Randomised controlled trial	N = 265 Patients (76% F)	47	O	–
Allen et al. (2013)	Randomised weight loss intervention	N = 68 Obese patients (78% F)	45	O	–
Asimakopoulos, Asimakopoulos, and Spillers (2017)	Survey	N = 34 Actual users (61.8% M)	18–60	O	Self-determination theory
Attig and Franke (2019)	Survey	N = 210 Actual users (92.4% F)	24	D & O	Self-determination theory
Butryn et al. (2016)	Survey	N = 26 Community (100% F)	54	O	–
Cadmus-Bertram et al. (2015)	Randomised self-monitoring intervention	N = 51 Overweight postmenopausal adults (100% F)	60	O	–
Canhoto and Arp (2017)	Focus group	N = 20 German users (55% M)	25–32	D & O	Technology adoption
Casey et al. (2014)	Randomised controlled trial Interview	N = 12 Patients (75% F)	42	O	–
R. C.-S. Chang et al. (2016)	Interview Focus group	N = 15 Taiwanese Executive MBA students (73.3% M)	45 (median)	D & O	Social support
Choe et al. (2014)	Content analysis	N = 52 Video posts on Quantified-Self blog	–	D	–
Clawson et al. (2015)	Content analysis	N = 427 Posts on Craigslist site	–	D	–
Consolvo et al. (2006)	Interview	N = 13 Friends (100% F)	28–42	O	–
Coorevits and Coenen (2016)	Content analysis	N = 93 Comments on Reddit site	–	D	Technology adoption & Expectation disconfirmation theory
Coskun (2019)	Field study & Survey	N = 26 Actual users & N = 196 Actual users	18–49 & –	D & O	–
Croteau et al. (2007)	Randomised controlled trial	N = 147 Seniors (78.2% F)	73	O	–
Epstein et al. (2016)	Survey & Interview	N = 193 Amazon Mechanical Turk (MTurk) (56.5% M) & N = 12 MTurk (66.7% F)	32	D	A stage-based model of personal informatics systems
Etkin (2016)	Experiment2 & Experiment 3	N = 95 Students (67% F) & N = 100 Students (67% F)	21 & 20	O	Self-determination theory
Fritz et al. (2014)	Interview	N = 30 Actual users (53.3% F)	20–60	O	–
Gao, Li, and Luo (2015)	Survey	N = 462 Actual users (53.7% F)	32	D	Technology adoption
Giddens, Leidner, and Gonzalez (2017)	Survey	N = 53 Bank employees (79% F)	18–75	O	–
Gimpel, Nißen, and Görlitz (2013)	Survey	N = 150 Actual users (58% M)	34	D	–
Glynn et al. (2014)	Randomised controlled trial	N = 90 Patients (64% F)	44.1	O	–
Gualtieri, Rosenbluth, and Phillips (2016)	Interview	N = 10 Patients (80% F)	61	D & O	Behaviour change
Harrison et al. (2015)	Survey Interview	N = 24 Current/abandoned users (54.2% F)	18–55	D	–
Hartman, Nelson, and Weiner (2018)	Randomised controlled trial	N = 42 Breast cancer survivors (100% F)	21–85	O	Behaviour change
Jakicic et al. (2016)	Randomised weight loss intervention	470 Adults (71.1% F)	18–35	O	–
Jarrahi, Gafnowitz, and Shin (2018)	Interview	N = 29 Actual users in university (65.5% F)	–	D & O	Affordance theory
Jones et al. (2009)	Focus group	N = 27 Seniors (70.4% F)	73	O	–
Karapanos et al. (2016)	Survey	N = 133 Actual users (65% M)	30 (median)	D & O	Psychological need fulfillment
J. Kim (2014)	Survey Focus group	N = 18 Students (100% F)	20–29	D	Technology adoption
Y. Kim et al. (2018)	Randomised controlled trial	N = 187 Students (62% F)	20	O	–
Kinney et al. (2019)	Survey	N = 356 Students (69% F)	21	O	Behaviour change
Kolt et al. (2012)	Randomised controlled trial	N = 330 Low-active patients (55.8% F)	74	O	–
Lazar et al. (2015)	Interview	N = 17 Employees (76.5% M)	18–59	D & O	–
Le et al. (2017)			24	O	–

(Continued)

Continued.

Author	Method	Participant (% gender)	Age (mean)	Study focus (D / O)	Theoretical approach
	Physical activity intervention	N = 19 Childhood cancer survivors (73.7% F)			
Maher et al. (2017)	Survey	N = 237 Australian users (70.9% F)	33	D & O	–
Maitland et al. (2006)	Interview	N = 9 Friends/co-workers (55.6% F)	19–54	O	Behaviour change
Mauriello, Gubbels, and Froehlich (2014)	Field study & Case study	N = 52 Running group members (67.3% F) & N = 4 Running group members (75% M)	42 & 28	O	Social facilitation theory
McMahon et al. (2016)	Interview	N = 95 Seniors (75% F)	80	D	–
Mercer et al. (2016)	Focus group	N = 32 Patients (72% F)	64	D & O	–
Miyazaki et al. (2015)	Survey	N = 36 Active seniors (58.3% F)	68.3	O	–
Naglis and Bhatiasevi (2019)	Survey	N = 452 Thai users (61% F)	20–29	D	Technology adoption & Flow theory & Innovation diffusion theory
Naslund et al. (2015)	Interview	N = 10 Patients (90% F)	30–58	O	–
Pellegrini et al. (2012)	Randomised weight loss intervention	N = 51 Overweight patients (86.3% F)	44	O	–
Pettinico and Milne (2017)	Experiment	N = 235 Non-users (54% M)	18–64	O	Goal setting theory
Pingo and Narayan (2019)	Interview	N = 21 Australian users (57% F)	19–59	D	Information-seeking behaviour
Polzien et al. (2007)	Randomised weight loss intervention	N = 57 Sedentary people (98.3% F)	41	O	–
Preusse et al. (2014)	Interview	N = 16 Seniors (50% F)	70	D	–
Preusse et al. (2017)	Interview	N = 16 Seniors (50% F)	70	D & O	Technology adoption
Puri et al. (2017)	Survey Interview	N = 20 Canadian older adults (60% F)	64	D	Technology adoption
Randriambelonoro, Chen, and Pu (2017)	Interview	N = 18 Swiss patients (61.1% F)	36–73	D & O	–
Randriambelonoro et al. (2015)	Interview	N = 18 Patients (61.1% F)	36–73	O	–
Razon et al. (2019)	Survey	N = 371 Students (80% F)	31	D & O	–
Rheingans, Cikit, and Ernst (2016)	Survey	N = 115 Germans (53.9% F)	26	D	Technology adoption
Rupp et al. (2018)	Survey	N = 103 Novice users (53.4% F)	37	D	Self-determination theory & Technology adoption
Schall Jr, Sesek, and Cavuoto (2018)	Survey	N = 952 Engineers (70.4% M)	49	D	–
Seiler and Hüttermann (2015)	Survey	N = 206 Swiss students (56% M)	23	D & O	–
Shih et al. (2015)	Survey	N = 26 Students (69.2% M)	20–24	D & O	–
Shin, Cheon, and Jarrahi (2015)	Focus group Interview	N = 15 Actual users	–	D & O	–
Shuger et al. (2011)	Randomised weight loss intervention	N = 197 Sedentary obese adults (81% F)	47	O	–
Singh et al. (2020)	Randomised controlled trial	N = 52 Patients (100% F)	51	O	–
Stiglbauer, Weber, and Batinic (2019)	Longitudinal experiment	N = 80 Students (63% F)	26	O	Behaviour change & Self-determination theory
Strath et al. (2011)	Randomised controlled trial	N = 61 Inactive seniors (83% F)	64	O	–
Thompson et al. (2014)	Randomised weight loss intervention	N = 48 Overweight patients (81.2% F)	80	O	–
Vallance et al. (2007)	Randomised controlled trial	N = 377 Breast cancer survivors	58	O	–
Van der Walt et al. (2018)	Randomised controlled trial	N = 163 Patients (49.7% M)	67	O	–
Vandelanotte et al. (2018)	Randomised controlled trial	N = 243 Australian adults (74.9% F)	52	O	–
Whooley, Ploderer, and Gray (2014)	Content analysis	N = 51 Video posts on quantifiedself.com	–	D	A stage-based model of personal informatics systems
Wiesner et al. (2018)	Field study	N = 845 German runners (66.3% M)	16–79	D	–
Zhu et al. (2017)	Survey	N = 238 Actual users (72% M)	30	O	Behaviour change

Note: D refers to Driver, O refers to Outcome. M refers to male, F refers to female.